



WMF Gold Sponsors

U23 Nations CUP Murnau 2022

THE TOURNAMENT IS ABANDONED DURING THE FINAL ROUND !

TOURNAMENT OFFICER:

Maciej MADROWSKI, WMF Vice President Youth

TOURNAMENT JURY:

Maciej MADROWSKI (head), WMF Vice President Youth
Thomas LOJEWSKY, Bavarian Minigolf Association Youth Officer
Frederik TAGESSON, headcoach team Sweden

REFEREES:

Christian SOMNITZ, Head referee (GER)
Peter HELM (AUT)
Eduard SCHIBLI (SUI)
Stefan ZISCHG (ITA)

STAFF TEAM:

Anita SCHLAGER, BangolfArena, BAMS
Inga Hryb, Media

PENALTIES

JURY-DECISIONS:

Saturday, June 4th 2022:

Due to a bad weather forecast for Sunday and risk of not finishing the final rounds the jury has reached a decision, after consulting with all the coaches, to continue play after round 6 on Saturday. The end time for playing on Saturday is around 6.00 pm - it is not an immediate interruption, the head referee will decide about the specific time the playing will stop and announce it (the player who is playing must finish the lane).

Sunday, June 5th 2022:

The tournament Jury has decided to move the starting time for the semi-finals und matches for ranks 5-8 from 12:00 to 20 minutes after round 8 is completed. The reason for this decision is to save time. Those matches will also begin with a shotgun start. The further matches (final, rank 3 and rank 5) will begin 20 minutes after the semi-finals are completed, but without a shotgun start.

In the case of the match for 5th place the jury has decided to award the 5th place to both teams: Team Czech Republic and Team Switzerland. The reason for this is that the regulation for the tournament cannot apply because we would have to use the result of the semi-final stage due to the uneven number of players, but since the Czech Republic has not played in the semi-finals there are no results to use.

Sunday, 4:20 pm:

Due to continuous rain and bad weather forecast the jury has decided to abandon the tournament during the final round. Appropriate rules from the invitation will apply as for determining the winners (case 4 – abandonment during the final round). The victory ceremony will begin at the course at 19.00 today.

TEAM SUDDEN DEATH:

Sweden 1 won the team sudden death against Germany 1 and qualificate for the final.













End of first tournament day: 6.00 pm
End of second tournament day: 4:20 pm

Tournament interruption due thunderstorm and lightning on Sunday, 3:12 pm































RANKING:

1. GERMANY 2
2. SWEDEN 1
3. GERMANY 1
4. SWEDEN 2
5. CZECH REPUBLIC
5. SWITZERLAND
7. AUSTRIA

Kids

Rank	Name	Country	C1	E2	C3	E4	C5	E6	C7	E8	CAvg	EAvg	CSum	ESum	Diff	Tot
1	 Luis Buchwieser	 GER	25	23	28	23	26	22	27	23	26,5	22,8	106	91	4	197
2	 Levi Tritsch	 GER	30	23	26	20	31	22	24	22	27,8	21,8	111	87	10	198
3	 Daniel Schleich	 AUT	31	22	28	27	33	30	32	26	31,0	26,3	124	105	13	229
4	 Sandra Irxenmayer	 AUT	31	25	34	26	31	27	29	29	31,3	26,8	125	107	9	232
5	 Dustin De Keijzer	 SUI	36	36	38	30	37	36	34	29	36,3	32,8	145	131	11	276
6	 Valentin Gertsch	 SUI	36	41	37	29	34	37	39	32	36,5	34,8	146	139	17	285

Junior men

Rank	Name	Country	C1	E2	C3	E4	C5	E6	C7	E8	CAvg	EAvg	CSum	ESum	Diff	Tot
1	 Tobias Schwarz	 GER	25	22	31	21	27	20	25	21	27,0	21,0	108	84	8	192
2	 Lauro Klöckener	 GER	25	23	27	22	27	20	28	21	26,8	21,5	107	86	6	193
3	 Anton Eriksson	 SWE	28	28	27	20	29	22	30	21	28,5	22,8	114	91	11	205
4	 Jonathan Lindoff	 SWE	28	23	28	22	30	20	32	23	29,5	22,0	118	88	7	206
5	 Mille Dybro	 SWE	31	23	29	20	32	26	27	21	29,8	22,5	119	90	11	209
6	 Filip Cervinka	 CZE	25	22	29	24	35	25	27	22	29,0	23,3	116	93	13	209
7	 Maël Magnin	 SUI	29	22	26	25	28	24	29	27	28,0	24,5	112	98	8	210
8	 Hannes Kandert	 GER	30	23	33	20	29	23	30	23	30,5	22,3	122	89	7	211
9	 Jonathan Rydberg	 SWE	31	25	29	26	32	21	30	22	30,5	23,5	122	94	8	216
10	 Luca Hoock	 GER	29	28	33	25	30	21	28	23	30,0	24,3	120	97	12	217
11	 Filip Björklund	 SWE	31	22	33	22	28	27	32	23	31,0	23,5	124	94	10	218
12	 Patrick Schleich	 AUT	30	23	38	23	30	27	30	25	32,0	24,5	128	98	12	226
13	 Maxime Bugnion	 SUI	30	24	31	27	33	28	29	26	30,8	26,3	123	105	8	228
14	 Dominik Sebor	 CZE	31	28	33	26	35	21	30	24	32,3	24,8	129	99	12	228
15	 Jan Pokorny	 CZE	31	27	32	23	33	25	33	26	32,3	25,3	129	101	6	230

Junior women













Rank	Name	Country	C1	E2	C3	E4	C5	E6	C7	E8	CAvg	EAvg	CSum	ESum	Diff	Tot
1	Julia Sjöberg	SWE	28	23	29	23	32	26	31	22	30,0	23,5	120	94	8	214
2	Rebecka Johansson	SWE	30	24	30	22	33	21	34	26	31,8	23,3	127	93	9	220
3	Annika Sophia Hensel	GER	25	28	30	25	27	24	34	27	29,0	26,0	116	104	13	220
4	Felicitas Haubrock	GER	31	25	26	23	27	28	35	25	29,8	25,3	119	101	14	220
5	Wilma Harrysson	SWE	31	23	32	24	34	23	33	21	32,5	22,8	130	91	6	221
6	Monika Minarikova	CZE	26	26	33	23	38	22	25	29	30,5	25,0	122	100	20	222
7	Sina Munzert	AUT	33	32	35	24	34	28	33	29	33,8	28,3	135	113	10	248






TEAMS





Group A

Rank	Team	R1	R2	R3	R4	R5	R6	R7	R8	Avg	Total	Points
1	Germany 1	79	71	81	68	80	63	83	67	24,7	592	40
2	Sweden 2	89	69	86	62	89	69	89	65	25,8	618	32
3	Czech Republic	82	75	94	70	103	68	82	72	26,9	646	22
4	Switzerland	95	82	95	82	98	88	92	82	29,8	714	2

1  Germany 1		R1	R2	R3	R4	R5	R6	R7	R8	CAvg	EAvg	Total
	Luis Buchwieser	25	23	28	23	26	22	27	23	26,5	22,8	197
	Felicitas Haubrock	34	25	26	23	27	28	35	25	29,8	25,3	220
	Luca Hoock	29	28	33	25	30	21	28	23	30,0	24,3	217
	Lauro Klöckener	25	23	27	22	27	20	28	21	26,8	21,5	193
		79	71	81	68	80	63	83	67	24,7		592
	Points	6	4	6	4	6	6	4	4			
	Points sum	6	10	16	20	26	32	36	40			40




2  Sweden 2		R1	R2	R3	R4	R5	R6	R7	R8	CAvg	EAvg	Total
	Filip Björklund	34	22	33	22	28	27	32	23	31,0	23,5	218
	Rebecka Johansson	30	24	30	22	33	21	34	26	31,8	23,3	220
	Mille Dybro	31	23	29	20	32	26	27	21	29,8	22,5	209
	Anton Eriksson	28	28	27	20	29	22	30	21	28,5	22,8	205
		89	69	86	62	89	69	89	65	25,8		618
	Points	2	6	4	6	4	2	2	6			
	Points sum	2	8	12	18	22	24	26	32			32






3  Czech Republic		R1	R2	R3	R4	R5	R6	R7	R8	CAvg	EAvg	Total
	Jan Pokorny	34	27	32	23	33	25	33	26	32,3	25,3	230
	Dominik Sebor	31	28	33	26	35	21	30	24	32,3	24,8	228
	Monika Minarikova	26	26	33	23	38	22	25	29	30,5	25,0	222
	Filip Cervinka	25	22	29	24	35	25	27	22	29,0	23,3	209
		82	75	94	70	103	68	82	72	26,9		646
	Points	4	2	2	2	0	4	6	2			
	Points sum	4	6	8	10	10	14	20	22			22






4  Switzerland		R1	R2	R3	R4	R5	R6	R7	R8	CAvg	EAvg	Total
	Maxime Bugnion	30	24	31	27	33	28	29	26	30,8	26,3	228
	Dustin De Keijzer	36	36	38	30	37	36	34	29	36,3	32,8	276
	Maël Magnin	29	22	26	25	28	24	29	27	28,0	24,5	210
		95	82	95	82	98	88	92	82	29,8		714
	Points	0	0	0	0	2	0	0	0			
	Points sum	0	0	0	0	2	2	2	2			2






TEAMS

Group B

Rank	Team	R1	R2	R3	R4	R5	R6	R7	R8	Avg	Total	Points
1	 Germany 2	80	68	87	61	83	65	79	66	24,5	589	26
2	 Sweden 1	87	69	86	69	94	64	93	65	26,1	627	19
3	 Austria	92	70	97	73	94	82	91	80	28,3	679	3

1  Germany 2		R1	R2	R3	R4	R5	R6	R7	R8	CAvg	EAvg	Total
	Hannes Kandert	30	23	33	20	29	23	30	23	30,5	22,3	211
	Annika Sophia Hensel	25	28	30	25	27	24	34	27	29,0	26,0	220
	Levi Tritsch	30	23	26	20	34	22	24	22	27,8	21,8	198
	Tobias Schwarz	25	22	31	21	27	20	25	21	27,0	21,0	192
		80	68	87	61	83	65	79	66	24,5		589
	Points	4	4	2	4	4	2	4	2			
	Points sum	4	8	10	14	18	20	24	26			26

2  Sweden 1		R1	R2	R3	R4	R5	R6	R7	R8	CAvg	EAvg	Total
	Jonathan Rydberg	34	25	29	26	32	21	30	22	30,5	23,5	216
	Julia Sjöberg	28	23	29	23	32	26	31	22	30,0	23,5	214
	Wilma Harrysson	31	23	32	24	34	23	33	21	32,5	22,8	221
	Jonathan Lindoff	28	23	28	22	30	20	32	23	29,5	22,0	206
		87	69	86	69	94	64	93	65	26,1		627
	Points	2	2	4	2	1	4	0	4			
	Points sum	2	4	8	10	11	15	15	19			19

3  Austria		R1	R2	R3	R4	R5	R6	R7	R8	CAvg	EAvg	Total
	Patrick Schleich	30	23	38	23	30	27	30	25	32,0	24,5	226
	Sandra Irxenmayer	31	25	34	26	31	27	29	29	31,3	26,8	232
	Sina Munzert	33	32	35	24	34	28	33	29	33,8	28,3	248
	Daniel Schleich	31	22	28	27	33	30	32	26	31,0	26,3	229
		92	70	97	73	94	82	91	80	28,3		679
	Points	0	0	0	0	1	0	2	0			
	Points sum	0	0	0	0	1	1	3	3			3

TEAMS

Match 1 for 5-8

Rank	Team	R9	R10	Avg	Total
1	 Switzerland	94	71	27,5	165
2	 Austria	94	72	27,7	166

1  Switzerland		R9	R10	CAvg	EAvg	Total
	Maxime Bugnion	30	20	30,8	26,3	50
	Dustin De Keijzer	37	29	36,3	32,8	66
	Maël Magnin	27	22	28,0	24,5	49
		94	71	27,5		165

2  Austria		R9	R10	CAvg	EAvg	Total
	Patrick Schleich	32	23	32,0	24,5	55
	Sandra Irxenmayer	29	24	31,3	26,8	53
	Sina Munzert	35	25	33,8	28,3	60
	Daniel Schleich	33	28	31,0	26,3	61
		94	72	27,7		166

TEAMS

Match 2 for 5-8

Rank Team R9 R10 Avg Total

TEAMS

Semifinal 1

Rank	Team	R9	R10	Avg	Total
1	Sweden 1	120	89	34,8	209
2	Germany 1	118	91	34,8	209

Rank	Team	R9	R10	CAvg	EAv	Total
1	Sweden 1					
	Jonathan Rydberg	31	21	30,5	23,5	52
	Julia Sjöberg	28	20	30,0	23,5	48
	Wilma Harrysson	33	26	32,5	22,8	59
	Jonathan Lindoff	28	22	29,5	22,0	50
		120	89	34,8		209

Rank	Team	R9	R10	CAvg	EAv	Total
2	Germany 1					
	Luis Buchwieser	27	23	26,5	22,8	50
	Felicitas Haubrock	34	21	29,8	25,3	55
	Luca Hoock	28	25	30,0	24,3	53
	Lauro Klöckener	29	22	26,8	21,5	51
		118	91	34,8		209

TEAMS

Semifinal 2

Rank	Team	R9	R10	Avg	Total
1	Germany 2	119	89	34,7	208
2	Sweden 2	132	101	38,8	233

Rank	Team	R9	R10	CAvg	EAv	Total
1	Germany 2					
	Hannes Kandert	33	19	30,5	22,3	52
	Annika Sophia Hensel	33	26	29,0	26,0	59
	Levi Tritsch	26	20	27,8	21,8	46
	Tobias Schwarz	27	24	27,0	21,0	51
		119	89	34,7		208

Rank	Team	R9	R10	CAvg	EAv	Total
2	Sweden 2					
	Filip Björklund	33	29	31,0	23,5	62
	Rebecka Johansson	34	27	31,8	23,3	61
	Mille Dybro	33	22	29,8	22,5	55
	Anton Eriksson	32	23	28,5	22,8	55
		132	101	38,8		233



TEAMS

Match for 7th place

Rank Team R11 R12 Avg Total

TEAMS

Match for 5th place

Rank	Team	R11	R12	Avg	Total
1	 Czech Republic	25 15	38 26	27,7	63 41
2	 Switzerland	40 15	46 36	30,4	86 51




Rank	Team	R11	R12	CAvg	EAvg	Total
1	 Czech Republic					
	 Jan Pokorny	10 6	11 7	32,3	25,3	21
	 Dominik Sebor	44 7	10 7	32,3	24,8	21
	 Monika Minarikova	9 6	17 12	30,5	25,0	26
	 Filip Cervinka	6 3	22 17	29,0	23,3	28
		25 15	38 26	27,7		63

Rank	Team	R11	R12	CAvg	EAvg	Total
2	 Switzerland					
	 Maxime Bugnion	13 7	8 7	30,8	26,3	21
	 Dustin De Keijzer	21 5	20 12	36,3	32,8	41
	 Maël Magnin	6 3	18 17	28,0	24,5	24
		40 15	46 36	30,4		86

TEAMS

Match for 3rd place

Rank	Team	R11	R12	Avg	Total
1	 Germany 1	38 21	68 45	24,5	106 66
2	 Sweden 2	39 21	76 45	26,5	115 66

Rank	Team	R11	R12	CAvg	EAvg	Total
1	 Germany 1					
	 Luis Buchwieser	5 3	22 16	26,5	22,8	27
	 Felicitas Haubrock	10 5	20 15	29,8	25,3	30
	 Luca Hooch	12 7	15 14	30,0	24,3	27
	 Lauro Klöckener	11 9	11 10	26,8	21,5	22
		38 21	68 45	24,5		106

Rank	Team	R11	R12	CAvg	EAvg	Total
2	 Sweden 2					
	 Filip Björklund	4 3	19 16	31,0	23,5	23
	 Rebecka Johansson	9 5	24 15	31,8	23,3	33
	 Mille Dybro	12 7	19 14	29,8	22,5	31
	 Anton Eriksson	14 9	14 10	28,5	22,8	28
		39 21	76 45	26,5		115

TEAMS

Final

Rank	Team	R11	R12	Avg	Total
1	Germany 2	81 45	10 10	25,6	91 55
2	Sweden 1	94 45	11 10	29,5	105 55

		R11	R12	CAvg	EAvG	Total
1	Germany 2					
	Hannes Kandert	14 11	8 8	30,5	22,3	22
	Annika Sophia Hensel	20 13	1 1	29,0	26,0	21
	Levi Tritsch	22 15	1 1	27,8	21,8	23
	Tobias Schwarz	25 17		27,0	21,0	25
		81 45	10 10	25,6		91
2	Sweden 1					
	Jonathan Rydberg	17 11	9 8	30,5	23,5	26
	Julia Sjöberg	22 13	1 1	30,0	23,5	23
	Wilma Harrysson	30 15	1 1	32,5	22,8	31
	Jonathan Lindoff	25 17		29,5	22,0	25
		94 45	11 10	29,5		105

This tournament is administrated by [Bangolf Arena](#) version 2.16.67